

Rea® Clematis® Pro E-Tilt S , S Visco , S , One S Visco , One S

Please contact Invacare EU Export Customer Services on :-
Tel : +33 247 626980 ; Email : serviceclient_export@invacare.com
Or visit our website : www.invacare.eu.com



Rea® Clematis® Pro E-Tilt S, S Visco, S, One S Visco, One S
Folding Frame Steel Manual Comfort Chair



New :
- Armchairs available in an additional seat width of 540 mm, adjustable to 590.

Date :

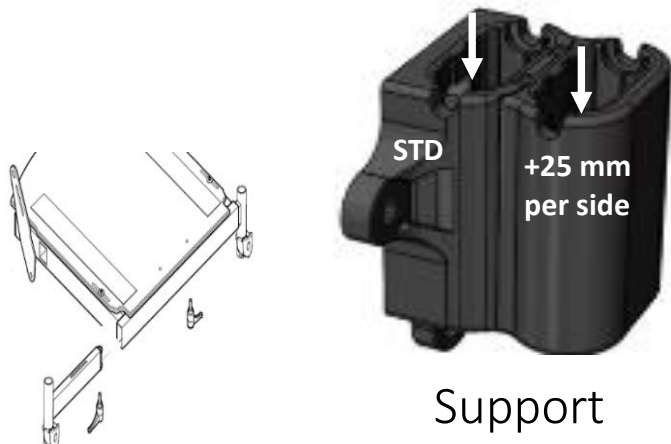
Purchase Order :

Customer Code :

Distributor Stamp:

Description of common features for manual and electric versions

- Adjustable seat widths (armrest supports with 2 positions): 390 - 440 / 440 - 490 / 490 - 540 mm
- Infinitely adjustable seat depth (430 to 500 mm) via drawer system
- Floor/front seat height 450 mm, adjustable to 400 mm
- Soft backrest with new Laguna backrest cushion
- Legrests adjustable in width (+ 50 mm per side), in angle with pallets adjustable in depth, angle and width
- Multi-adjustable neck support
- Front wheels 6" black tire (150 x 30) and rear wheels 24" x 1.3/8" black tire
- Pair of retractable and height-adjustable anti-tip wheels
- For even more customization, configurable versions available: see separate forms



Features specific to the electric version

- Seat and backrest reclining by electric cylinders (+1° to +30° / -2° to + 27° for the seat, from 0° to + 30° for the backrest)
- Narrow armrests without rotation adjustable in height, in depth without tools (on 70 mm) and in width (+ 25 mm per side)
- Matrix Contour Visco NG seat cushion
- EU Plug Only
- Weight: from 35.5 kg



Rea®Clematis® Pro E-Tilt S: electric seat and backrest

CODE	QUANTITY	DESCRIPTION	EUROS	
With narrow armrests without rotation + Matrix Contour Visco NG seat cushion				
DV1662090		Seat width 390 mm, adjustable to 440 mm	1 168,97	
DV1662191		Seat width 440 mm, adjustable to 490 mm	1 168,97	
DV1662197		Seat width 490 mm, adjustable to 540 mm	1 168,97	
DV1671380		Seat width 540 mm, adjustable to 590 mm	1 642,90	

Features specific to manual versions



- Seat and backrest reclining by pneumatic cylinders, third party control (from 0° to + 25° / -3° to +22° for the seat and from 0 to + 30° for the backrest)
- Narrow armrests without rotation (Pro version) or Comfort armrests (Pro One version) adjustable. in height, in depth without tools (over 70 mm) and in width (+ 25 mm per side)
- Matrix Contour Visco NG seat cushion or standard foam seat cushion / Weight: from 30 kg





Rea® Clematis® Pro S Visco

CODE	QUANTITY	DESCRIPTION	EUROS	
With narrow armrests without rotation + Matrix Contour Visco NG seat cushion				
DV1662538		Seat width 390 mm, adjustable to 440 mm	1 168,97	
DV1662539		Seat width 440 mm, adjustable to 490 mm	1 168,97	
DV1662540		Seat width 490 mm, adjustable to 540 mm	1 168,97	
DV1671381		Seat width 540 mm, adjustable to 590 mm	1 642,90	

Rea® Clematis® Pro S

CODE	QUANTITY	DESCRIPTION	EUROS	
With narrow armrests without rotation + standard foam seat cushion				
DV1662541		Seat width 390 mm, adjustable to 440 mm	1 125,27	
DV1662542		Seat width 440 mm, adjustable to 490 mm	1 125,27	
DV1662543		Seat width 490 mm, adjustable to 540 mm	1 125,27	

Rea [®] Clematis [®] Pro One S Visco					
CODE	QUANTITY	DESCRIPTION		EUROS	
With Comfort pads + Matrx Contour Visco NG seat cushion					
DV1661567		Seat width 390 mm, adjustable to 440 mm		942,64	
DV1661583		Seat width 440 mm, adjustable to 490 mm		942,64	
DV1661584		Seat width 490 mm, adjustable to 540 mm		942,64	
Rea [®] Clematis [®] Pro One S					
CODE	QUANTITY	DESCRIPTION		EUROS	
With Comfort pads + standard foam seat cushion					
DV1661585		Seat width 390 mm, adjustable to 440 mm		898,94	
DV1661586		Seat width 440 mm, adjustable to 490 mm		898,94	
DV1661599		Seat width 490 mm, adjustable to 540 mm		898,94	
CODE	QUANTITY	DESCRIPTION	NC: Not Compatible NC: 9999: not compatible with reference 9999		EUROS
ACCESSORIES (delivered separately)					
Think of Bodypoint positioning accessories: belts, harnesses, ankle supports.					
AP1552651		Left trunk support, removable, adjustable in width and height, Black bi-stretch PU coating		126,07	
AP1552652		Straight trunk support, removable, adjustable in width and height, Black bi-stretch PU coating		126,07	
AP1663114		Abduction pad, Black bi-stretch PU coating		237,91	
AP1440897		IV pole with holder		100,47	
AP1570748		Removable and depth-adjustable tray for width 390 mm	Compatible with narrow armrests	72,83	
AP1570749		Removable and depth-adjustable tray for width 440 mm	Compatible with narrow armrests	72,83	
AP1570775		Removable and depth-adjustable tray for widths of 490 mm and 540 mm	Compatible with narrow armrests	72,83	
AP1572460		tray locking pins (Per Pair)		28,44	
AP1667778		Transit kit: 12" solid wheels with quick-release axles and foot brakes, the pair		105,21	
AP1662850		Rigid back plate width 390 mm		78,67	
AP1662851		Rigid back plate width 440 mm		78,67	
AP1662852		Rigid back plate width 490 mm		78,67	
AP1671961		Rigid back plate width 540 mm		78,67	
AP1667773		Tension-adjustable backrest width 390 mm with push handles		173,46	
AP1667774		Tension-adjustable backrest width 440 mm with push handles		173,46	
AP1667775		Tension-adjustable backrest width 490 mm with push handles		173,46	
AP1671960		Tension-adjustable backrest width 540 mm with push handles		173,46	
AP1667776		Retractable transparent half-tray on the left with narrow sleeve armrest		72,83	
AP1667777		Right retractable transparent half-tray with narrow cuff armrest		72,83	
AP1604625		Cushion for right or left half-tray		90,05	
<div><div><div>Trunk wedges</div></div><div><div>Abduction block</div></div><div><div>Removable tray</div></div><div><div>Narrow armrest without rotation</div></div><div><div>Half trtay and cushion</div></div><div></div></div>					

RAMPS					
1440530	<input type="checkbox"/>	Fiberglass Folding Mono Ramp Folded dimensions: 2000 x 230 mm 16.3 kg - maximum capacity: 300 kg		1 787,68	<div> 1440530</div>
1654128	<input type="checkbox"/>	Basic ramp 2 telescopic parts in aluminum and non-slip coating. Folded dimensions: 1210 x 194 mm. 8.8 kg per pair - maximum capacity: 270 kg		402,84	<div> 1654128</div>
1654129	<input type="checkbox"/>	Quick2go Compact 3-part aluminum telescopic ramp with non-slip coating Folded dimensions: 870 x 237 mm 13.6 kg per pair - maximum capacity: 260 kg		805,69	<div> 1654129</div>
1654130	<input type="checkbox"/>	Aluminium folding mono ramp Folded dimensions: 1824 x 714 mm 13.9 kg - maximum capacity: 300 kg		426,54	<div> 1654130</div>