

Please contact Invacare EU Export Customer Services on :-
Tel : +33 247 626980 ; Email : serviceclient_export@invacare.com
 Or visit our website : www.invacare.eu.com












Positioning accessories for wheelchairs:
 - 2 point and 4 point belts
 - Static and Dynamic Harness
 - Ankle supports **MANDATORY**: Bodypoint products must be ordered with a wheelchair or a seat cushion or a back cushion.

Date :

Purchase Order :

Customer Code :

Distributor Stamp::

			Euros	
Joystick tips - LiNX manipulator compatible (shaft Ø 4.7 mm)				
PC101A	<input type="checkbox"/>	Ergonomic U-shaped tip - width 76 mm	100	 PC101 PC107 PC102 PC110
PC102A	<input type="checkbox"/>	Ergonomic U-shaped end piece - width 100 mm	100	
PC107A	<input type="checkbox"/>	Rubber dome tip - diameter 66 mm	100	
PC110A	<input type="checkbox"/>	Grooved mushroom tip (possible to cut it to reduce its height)	100	
Pelvic positioning				
2 point belts, central adjustment to pull on one side outwards, locking by button to push				 HB205
HB205-L62-B1	<input type="checkbox"/>	Hip Belt, Wide, Flat-Mount	114	
HB205-L62-B2	<input type="checkbox"/>	Hip Belt, Wide, Cinch-Mount	124	
HB205-M46-B1	<input type="checkbox"/>	Hip Belt, Medium, Flat-Mount	107	
HB205-M46-B2	<input type="checkbox"/>	Hip Belt, Medium, Cinch-Mount	117	
HB235-S38-B2	<input type="checkbox"/>	Hip Belt, Small, Cinch-Mount	120	
2-point belts, central adjustment to pull on both sides outwards, clip lock				 HB216
HB216-L62-B2	<input type="checkbox"/>	Hip Belt, Wide, Cinch-Mount	98	
HB216-M46-B2	<input type="checkbox"/>	Hip Belt, Medium, Cinch-Mount	91	
HB216-S38-B2	<input type="checkbox"/>	Hip Belt, Small, Cinch-Mount	83	
2-point belts, central adjustment to pull on both sides inwards, clip lock				 HB219
HB219-M46-B2	<input type="checkbox"/>	Hip Belt, Medium, Cinch-Mount	118	
HB219-S38-B2	<input type="checkbox"/>	Hip Belt, Small, Cinch-Mount	108	
Evoflex® 2-point belts, center pull adjustment one side out, Rehab latch buckle locking				 EB225 EB235
EB225L	<input type="checkbox"/>	Evoflex® Rehab Latch Padded Hip Belt, Large	155	
EB225M	<input type="checkbox"/>	Evoflex® Rehab Latch Padded Hip Belt, Medium	151	
Evoflex® 2-point belts, central adjustment to pull on one side outwards, locking with button to push				 EB225 EB235
EB235S	<input type="checkbox"/>	Evoflex® Padded Hip Belt, Push Button, Small	139	
4-point belts, central adjustment to pull on one side outwards, locking by button to push				 HB405
HB405-L62-B1	<input type="checkbox"/>	Hip Belt, Wide, Flat-Mount	140	
HB405-L62-B2	<input type="checkbox"/>	Hip Belt, Wide, Cinch-Mount	159	
HB405-M46-B1	<input type="checkbox"/>	Hip Belt, Medium, Flat-Mount	132	
HB405-M46-B2	<input type="checkbox"/>	Hip Belt, Medium, Cinch-Mount	153	
HB435-S38-B2	<input type="checkbox"/>	Hip Belt, Small, Cinch-Mount	145	
Belt Accessories				 FS019C-1 FS019D-1 FS018C-1 FS018D-1 FS029C-1
FS019C-1	<input type="checkbox"/>	Safety cover, reduction button to push Ø 6 mm, for Wide belt	37	
FS018C-1	<input type="checkbox"/>	Safety cover, push button reduction Ø 6 mm, for Medium belt	37	
FS029C-1	<input type="checkbox"/>	Safety cover, push-button reduction Ø 6 mm, for Small belt	37	
FS019D-1	<input type="checkbox"/>	Reduced access cover, push-button reduction Ø 14 mm, for Wide belt	37	
FS018D-1	<input type="checkbox"/>	Reduced access cover, push button reduction Ø 14 mm, for Medium belt	37	
Leg harness				 LH600
LH600L-B2	<input type="checkbox"/>	Leg Harness, Large, Cinch-Mount	140	
LH600M-B2	<input type="checkbox"/>	Leg Harness, Medium, Cinch-Mount	140	
LH600S-B2	<input type="checkbox"/>	Leg Harness, Small, Cinch-Mount	140	
LH600L-B1	<input type="checkbox"/>	Leg Harness, Large, Flat-Mount	121	
LH600M-B1	<input type="checkbox"/>	Leg Harness, Medium, Flat-Mount	121	
LH600S-B1	<input type="checkbox"/>	Leg Harness, Small, Flat-Mount	121	
Upper limb positioning				
Stayflex Standard harness, with zip				
SH350L-B6	<input type="checkbox"/>	Stayflex Harness Standard, with zip, Large, Cinch-Mount	253	
SH350M-B6	<input type="checkbox"/>	Stayflex Harness Standard, with zip, Medium, Cinch-Mount	248	

Stayflex Standard harness, no zip			
SH351S-B6	<input type="checkbox"/>	Stayflex Standard Harness, No Zip, Small, Cinch-Mount	242
SH351XS-B6	<input type="checkbox"/>	Stayflex Standard Harness, No Zip, X-Small, Cinch-Mount	242
Stayflex Harness Adjusted, with zip			
SH360XL-B6	<input type="checkbox"/>	Stayflex Harness Adjusted, with zip, X-Large, Cinch-Mount	262
SH360L-B6	<input type="checkbox"/>	Stayflex Harness Adjusted, with zip, Large, Cinch-Mount	253
SH360M-B6	<input type="checkbox"/>	Stayflex Harness Adjusted, with zip, Medium, Cinch-Mount	253
Stayflex Harness Adjusted, without zip			
SH361XL-B6	<input type="checkbox"/>	Stayflex Harness Adjusted, No Zip, X-Large, Cinch-Mount	256
SH361L-B6	<input type="checkbox"/>	Stayflex Harness Adjusted, No Zip, Large, Cinch-Mount	248
SH361M-B6	<input type="checkbox"/>	Stayflex Harness Adjusted, No Zip, Medium, Cinch-Mount	248
Pivotfit Standard Shoulder Harness			
SH290XL-B6	<input type="checkbox"/>	Shoulder Harness PivotFit Standard, X-Large, Cinch-Mount	215
SH290L-B6	<input type="checkbox"/>	Shoulder Harness PivotFit Standard, Large, Cinch-Mount	215
SH290M-B6	<input type="checkbox"/>	Shoulder Harness PivotFit Standard, Medium, Cinch-Mount	210
SH290S-B6	<input type="checkbox"/>	Shoulder Harness PivotFit Standard, Small, Cinch-Mount	210
SH290XS-B6	<input type="checkbox"/>	Shoulder Harness PivotFit Standard, X-Small, Cinch-Mount	206
SH290XXS-B6	<input type="checkbox"/>	Shoulder Harness PivotFit Standard, XX-Small, Cinch-Mount	206
Shoulder Harness Pivotfit Dynamic			
SH295XL-B6	<input type="checkbox"/>	Shoulder Harness PivotFit Dynamic, X-Large, Cinch-Mount	230
SH295L-B6	<input type="checkbox"/>	Shoulder Harness PivotFit Dynamic, Large, Cinch-Mount	230
SH295M-B6	<input type="checkbox"/>	Shoulder Harness PivotFit Dynamic, Medium, Cinch-Mount	223
SH295S-B6	<input type="checkbox"/>	Shoulder Harness PivotFit Dynamic, Small, Cinch-Mount	223
SH295XS-B6	<input type="checkbox"/>	Shoulder Harness PivotFit Dynamic, X-Small, Cinch-Mount	215
SH295XXS-B6	<input type="checkbox"/>	Shoulder Harness PivotFit Dynamic, XX-Small, Cinch-Mount	215
Shoulder Harness Trimline			
SH235L-B6	<input type="checkbox"/>	Shoulder Harness Trimline, Large, Cinch-Mount	176
SH235M-B6	<input type="checkbox"/>	Shoulder Harness Trimline, Medium, Cinch-Mount	170
SH235S-B6	<input type="checkbox"/>	Shoulder Harness Trimline, Small, Cinch-Mount	170
Anterior trunk support, Monoflex			
SH120XL-B3	<input type="checkbox"/>	Anterior trunk support, Monoflex, X-Large	121
SH120L-B3	<input type="checkbox"/>	Anterior trunk support, Monoflex, Large	115
SH120M-B3	<input type="checkbox"/>	Anterior trunk support, Monoflex, Medium	115
SH120S-B3	<input type="checkbox"/>	Anterior trunk support, Monoflex, Small	110
SH120XS-B3	<input type="checkbox"/>	Anterior trunk support, Monoflex, X-Small	110
SH122XL-B1	<input type="checkbox"/>	Anterior trunk support, Monoflex, centre opening, X-Large	176
SH122L-B1	<input type="checkbox"/>	Anterior trunk support, Monoflex, centre opening, Large	176
SH122M-B1	<input type="checkbox"/>	Anterior trunk support, Monoflex, centre opening, Medium	171
SH122S-B1	<input type="checkbox"/>	Anterior trunk support, Monoflex, centre opening, Small	171
SH122XS-B1	<input type="checkbox"/>	Anterior trunk support, Monoflex, centre opening, X-Small	166
Universal Elastic Chest Belt			
SP110XL	<input type="checkbox"/>	Universal elastic waistband, X-Large	120
SP110L	<input type="checkbox"/>	Universal elastic waistband, Large	112
SP110S	<input type="checkbox"/>	Universal elastic waistband, Small	105
Lower limb positioning			
FT240XL	<input type="checkbox"/>	Ankle support with buckle opening, adjustable on the side, X-Large (pair)	175
FT240L	<input type="checkbox"/>	Ankle support with buckle opening, adjustable on the side, Large (pair)	175
FT240M	<input type="checkbox"/>	Ankle support with buckle opening, adjustable on the side, Medium (pair)	175
FT240S	<input type="checkbox"/>	Ankle support with buckle opening, adjustable on the side, Small (pair)	165
FT240XS	<input type="checkbox"/>	Ankle support with buckle opening, adjustable on the side, X-Small (pair)	165
SP102L	<input type="checkbox"/>	Aeromesh padded calf strap, Large, 480 - 560 mm	100
SP102M	<input type="checkbox"/>	Aeromesh padded calf strap, Medium, 380 - 480 mm	92
SP102S	<input type="checkbox"/>	Aeromesh padded calf strap, Small, 310 - 380 mm	84
SP103L	<input type="checkbox"/>	Aeromesh padded calf strap haute, Large, 480 - 560 mm	125
SP103M	<input type="checkbox"/>	Aeromesh padded calf strap haute, Medium, 380 - 480 mm	118
SP103S	<input type="checkbox"/>	Aeromesh padded calf strap haute, Small, 310 - 380 mm	110



SH351



SH360



SH361



SH290



SH295



SH235



SH120



SH122



SP110



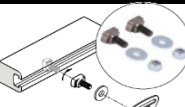






FT240



SP102



SP103

Mounting Interfaces						
HKA10-1	<input type="checkbox"/>	M6 insert for mounting on Modulite and Ultra Low Maxx rail, pair	19	<div> </div> <div> </div> <div> </div>		
HW303-B-2	<input type="checkbox"/>	Fixing collar for tube Ø 22 mm, pair	22			
HW320-25-2	<input type="checkbox"/>	Fixing clamp for tube Ø 25 mm, pair	30			
HW320-30-2	<input type="checkbox"/>	Fixing clamp for tube Ø 30 mm, pair	36			
SP1559963	<input type="checkbox"/>	Invacare Headrest Harness Clip	96,68			
1580358	<input type="checkbox"/>	Matrx Posture Back harness support kit	76,78			
1580359	<input type="checkbox"/>	Matrx Elite backrest harness support kit	76,78			
HW200-90-2	<input type="checkbox"/>	Universal plate for 90° belt attachment	42			
HW200-20-2	<input type="checkbox"/>	Universal plate for 20° belt attachment	42			
SP1601541	<input type="checkbox"/>	Belt attachment for Action 5	12,32			
Bodypoint Accessories						
SP001	<input type="checkbox"/>	Manual Wheelchair Bag	99			
Advice on installation on Invacare wheelchairs						
		<i>Modulite</i>	<i>Kuschall</i>	<i>Action 1, 2, 3, 4</i>	<i>Action 5</i>	<i>Rea Dahlia</i> <i>Rea Azalea</i>
2 point belt		1 x HKA10-1	1 x HW320-30-2 (folding frame) HW200-*0-2 (rigid frame)	1 x HW303-B-2	2 x SP1601541	Attachment points integrated into the chair Option 1310
4 point belt		1 x HKA10-1 + 1 x HW303-B-2	1 x HW320-30-2 (folding frame) HW200-*0-2 (rigid frame)	2 x HW303-B-2	4 x SP1601541	Attachment points integrated into the chair Option 1310
Harness		Top of the harness: If Matrx Elite E2 backrest: 1632757 or 1632758 depending on width If Matrx Elite folder: 1580359 If Matrx Posture Back: 1580358 If Invacare headrest: SP1559963 Harness base: as belts	Top of the harness: If Matrx Elite E2 backrest: 1632757 or 1632758 depending on width If Matrx Elite folder: 1580359 Harness bottom: as belts	1 x SP1559963 (if Invacare headrest) + 1x HW303-B-2		option 1860 (30°) / 1820 (45°) / 1 x SP1559963 Option 1300 + Option 1310
Ankle support		1557038 (for angle adjustable paddles)	NC	1557038 (for angle adjustable paddles)		